

I ILLINOIS

Illinois Natural History Survey

PRAIRIE RESEARCH INSTITUTE

SBC 2020

2021 SBC: MAY 8 TH

2020 ILLINOIS SPRING BIRD COUNT REPORT



Bald Eagle courtesy of Loren Merrill Photography



Tara Beveroth (beveroth@illinois.edu) and Michael P. Ward (mpward@illinois.edu)

INTRODUCTION

The 2020 Illinois Statewide Spring Bird Count marked the 49th Spring Bird Count. We thank the 1,293 volunteers (97 counties) that participated in the 2020 count. While the count conditions were a bit different this year due to the pandemic, we still had a very successful count, and covered almost all counties with a surprisingly high number of volunteers and birds. If you have not already marked your calendars the 2021 count will be on Saturday, May 8th.

2020 COUNT HIGHLIGHTS

A grand total of 443,619 birds were counted, over 40,000 greater than last year, and 269 species were recorded during the 2020 SBC. Some highlights from 2020 are listed below:

- ▷ Bald Eagle numbers continue to climb with another record-breaking year of county (86) and individual (625) detections.
- ▷ Two other species that continue to expand throughout Illinois are Fish Crow (27 counties and 294 individuals) and Black-necked Stilt (17 counties and 136 individuals).
- ▷ Union County had an amazing 73 Black-bellied Whistling Ducks this past year, an all-time high.
- ▷ Blue Grosbeaks continue to grow in number with a record number of individuals (353) reported.
- ▷ Two Common Redpolls were detected in Champaign County, a species that has only ever been found on the Spring Bird Count 2 times, one dating back to 1972 in Kane County.
- ▷ Several species were only found in one county including these highlights: Cackling Goose, American Black Duck, Horned Grebe, Piping Plover, Ruddy Turnstone, Sanderling, Red-necked Phalarope, Least Tern, Swainson's Hawk, Rough-legged Hawk, Short-eared Owl, Scissor-tailed Flycatcher, Smith's Longspur, and Western Tanager.
- ▷ Red-shouldered Hawks also continue to grow in number with a record 302 individuals.



Blue Grosbeak, Photo by Rob Kanter.



Black-bellied Whistling Ducks, Photo by Alex Di Giovanni.

What is the Illinois Spring Bird Count

Spring Bird Count (SBC) is a yearly bird count that consists of volunteers conducting bird censuses on the Saturday that falls between May 4th and May 10th. The censuses are conducted in all 102 counties in Illinois, however in any given year a few counties are not censused. Each county has a compiler responsible for recruiting volunteers and assigning individuals, or parties, areas to count within their county. This is especially important to avoid double coverage of an area. Compilers also tabulate all data collected within their county and send it to the state compiler. Volunteers record all birds seen or heard, along with the number of hours they spend “owling” (pre-dawn hours), the number of hours spent looking for birds during the day, the number of miles driven in a car, and the number of miles walked.

The first SBC was organized by Vern Kleen and with the help of Illinois Audubon Society was conducted on Saturday, 6 May 1972. It included 650 observers in 62 counties. Vern continued organizing and growing the count for over 30 years before transitioning the count to the Illinois Natural History Survey. There are now over 1,100 observers involved every year.

FINDINGS

Pandemic Birding

In March and April of 2020, we were unsure whether the 2020 SBC would happen due to the global pandemic. After thought and deliberation, we decided to go ahead with the count because individuals reserve the choice if they want to participate each year. We also stressed the need to follow CDC guidelines regarding social distancing and other activities to mitigate exposure to and spread of Covid-19. There was a lot of uncertainty, as in April many state parks and other prime monitoring locations were closed (luckily most state parks were open during the Spring Bird Count). It was not until a couple months later that we learned the extent of the volunteer effort in 2020. As can be seen in Figure 1 we had more participants than in the past 10 years, and these participants made up more parties than ever before (834). It is likely that following CDC safety protocols accounted for this increase as normal birding groups split up. The value of monitoring programs such as the Spring Bird Count is in maintaining consistent effort over long periods of time, so hopefully, post pandemic, we get back to normalcy. It should also be noted that the increase in participation in the Spring Bird Count is also reflected in many other bird monitoring activities. For example, eBird had 169 million observations submitted in 2020, with 26.9 million in May alone, this translates to 36,100 bird observations every hour in May (eBird 2020). While the pandemic was, and is, a terrible event, it appears people are spending more time observing and monitoring birds throughout the world.



Western Tanager, Photo by Bob Shelby.

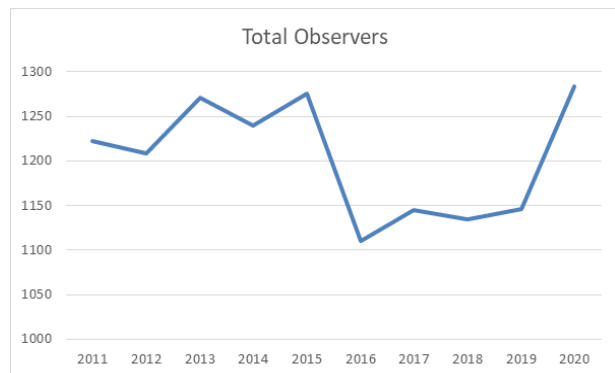
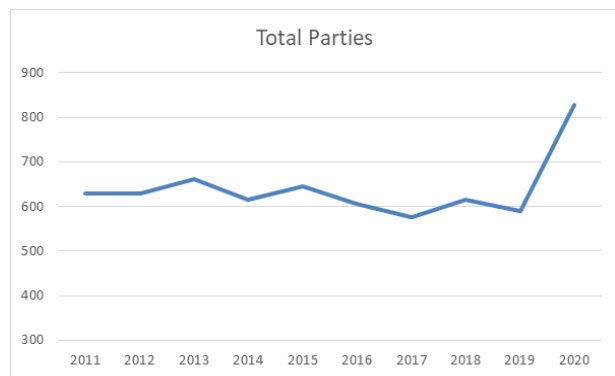


Figure 1. Total number of observers and parties during the last ten years of the Spring Bird Count.

Common Species

One of the more interesting data sets is how common species are through time. Though this can be difficult to interpret due to differential effort though years, one approach is to simply rank how common a species is in a given year and compare that rank to previous years. Table 1 illustrates the top 20 species in 2020. Red-winged Blackbird and American Robin continue to retain the top two spots, and Barn Swallows had a surprising increase from recent years.

Table 1. The relative rank of species in terms of abundance (top 20 in 2020) in a given year.

Species	2020	2019	2018	2017	2016
Red-winged Blackbird	1	1	1	1	1
American Robin	2	2	2	2	2
Canada Goose	3	3	3	4	4
European Starling	4	5	5	3	3
Barn Swallow	5	15	18	9	12
Common Grackle	6	4	4	5	5
Tree Swallow	7	10	16	6	10
Northern Cardinal	8	7	8	10	11
American Goldfinch	9	11	10	11	13
Brown-headed Cowbird	10	6	9	7	9
House Sparrow	11	9	11	8	7
Double-crested Cormorant	12	8	7	12	8
Mourning Dove	13	12	15	13	16
Blue Jay	14	14	14	14	15
Chimney Swift	15	28	50	28	24
Cliff Swallow	16	16	24	18	19
Turkey Vulture	17	20	29	15	21
Song Sparrow	18	21	20	19	28
Indigo Bunting	19	25	22	31	23
House Wren	20	23	27	20	26



Indigo Bunting, Photo by Jen Mui.



Cliff Swallows, Photo by Jen Mui.

Population Trends

The SBC dataset has grown throughout the years and, with nearly 22 million individuals in the database, population trends can be investigated and this information can be used in conservation and management activities. Monitoring population trends is important and is impossible to do with all organisms. Birds are good indicators of environmental health, and luckily, most, are relatively easy to monitor over time. As in previous years below are the raw estimates, adjusted for effort, of relative abundance for different suites of species (Figures 2, 3, and 4).



Wild Turkey, Photo by Rob Kanter.

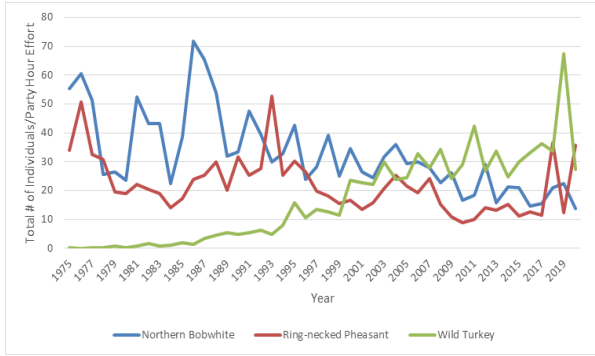


Figure 2. Gallinaceous birds are an important suite of species because they are game species. Much of the conservation that occurs in Illinois is due to an excise tax on hunting equipment (Pittman-Robertson Act), and therefore it is imperative to monitor and maintain healthy populations of Wild Turkeys, Northern Bobwhite, and Ring-necked Pheasants. This figure encompassing 47 years of Spring Bird Count data highlights the long-term decline of Northern Bobwhites, the increase (due to the reintroduction) of Wild Turkeys, and the decreasing population trend for Ring-necked Pheasants. The decline in Northern Bobwhite and Ring-necked Pheasants are thought to be due to habitat loss and many research projects and conservations actions are being implemented to address these declines.



Northern Flicker, Photo by Rob Kanter.

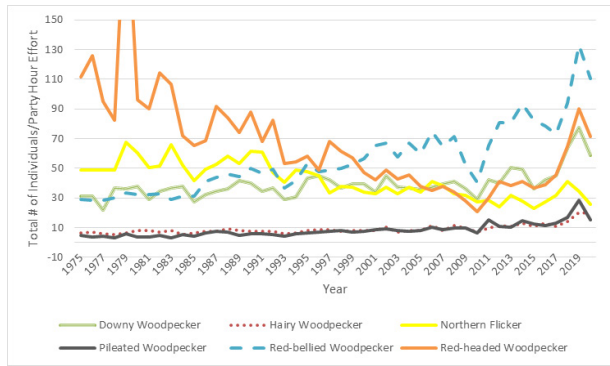


Figure 3. The 47 years of the Spring Bird Count highlight diverging population trends for our common woodpeckers. Red-headed Woodpeckers have experienced a large decline, while Red-bellied Woodpeckers have increased. Also, while Pileated and Hairy Woodpeckers are still uncommon their populations are steadily increasing. As we continue to conduct the Spring Bird Count it will be interesting to see how the massive die off of ash trees due to emerald ash borer will impact woodpecker populations (it may be a short-term boom for some species).

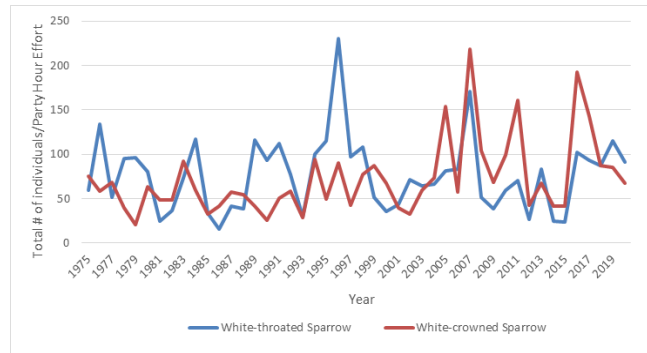


Figure 4. White-throated and White-crowned Sparrows generally do not breed in Illinois. These sparrows are migrating through Illinois in early May. To us the interesting “take home” from this figure is the extreme variation in abundance from year to year. From year to year we see wide swings in abundance. As our climate changes it is likely to impact the migration behavior of sparrows and, while we have not conducted the analysis, future efforts to understand how climate impacts the migration timing and stopover duration of sparrows throughout Illinois, might identify some interesting relationships.



White-crowned Sparrow, Photo by Rob Kanter.

Volunteer Distribution

There were 5 counties this year we did not receive data from (Figure 5). Of these 5, at least 3 were not counted at all, but even so we had more coverage this year than some of the previous years. We continue to encourage volunteers to try counting in a new county on occasion, especially if they would like to have more places to explore. Many county compilers are always looking for new participants and they can help provide areas that need to be censused and to team new volunteers with experienced participants.

Compiler Recordings

This past year volunteers came out and birded even amidst a pandemic. While birding can be more fun with a group or partner, it is also a relaxing and fun activity one can do individually. We think this was evident with the large number of volunteers that still participated in the 2020 count. We are all lucky to have a hobby we can still take part in despite a pandemic. Many compilers most likely had to also work a bit harder this year with the increased party numbers, and their extra effort is recognized and appreciated. Table 2 lays out all of the effort that goes into the Spring Bird Count and recognizes those that compile county wide census data.

2020 Species Accounts and Records

To date the running species total for the SBC is 357 species. With range shifts and abnormal weather patterns this number will most likely continue to increase. Table 3 gives accounts of all 269 species detected during the 2020 SBC.



Two of three Eared Grebe in McHenry County, Photo by Jeff Aufmann.



Belted Kingfisher, Photo by Patty Dickerson.

CONCLUSION

As we prepare for the 2021 SBC (May 8th) we have a few counties that need compilers for the upcoming count. If you are interested in taking on some new terrain please let us know. Even if you can't do it on Saturday, you can count a county that needs a compiler/volunteers on the Sunday of count weekend instead. For 2021 we are currently looking for compilers for the following counties: Franklin, Ford, Massac, and White. For county compiler updates and information please visit the SBC website at <https://spring-bird-count.inhs.illinois.edu/county-compilers/>. Also, if you are interested in looking at population trends of individual species, or downloading the SBC data please visit: <https://data.prairie.illinois.edu/inhs/sbc/>.

ACKNOWLEDGEMENTS

We would like to thank the many compilers and volunteers that make the SBC possible and have helped with SBC over the years. While the pandemic may have thrown a wrench into the 2020 SBC everyone still came together and made the count a success. We would also like to thank the Illinois Department of Natural Resources, the Illinois Audubon Society, The Illinois Ornithological Society, and all other organizations that have assisted in recruiting volunteers and contributing to the success of SBC. Also, we would like to thank Jeff Aufmann, Patty Dickerson, Alex Di Giovanni, Rob Kanter, Loren Merrill, Jen Mui, and Bob Shelby for the use of their photos.

Key:
 Top # = Species
 Bottom # = Observers

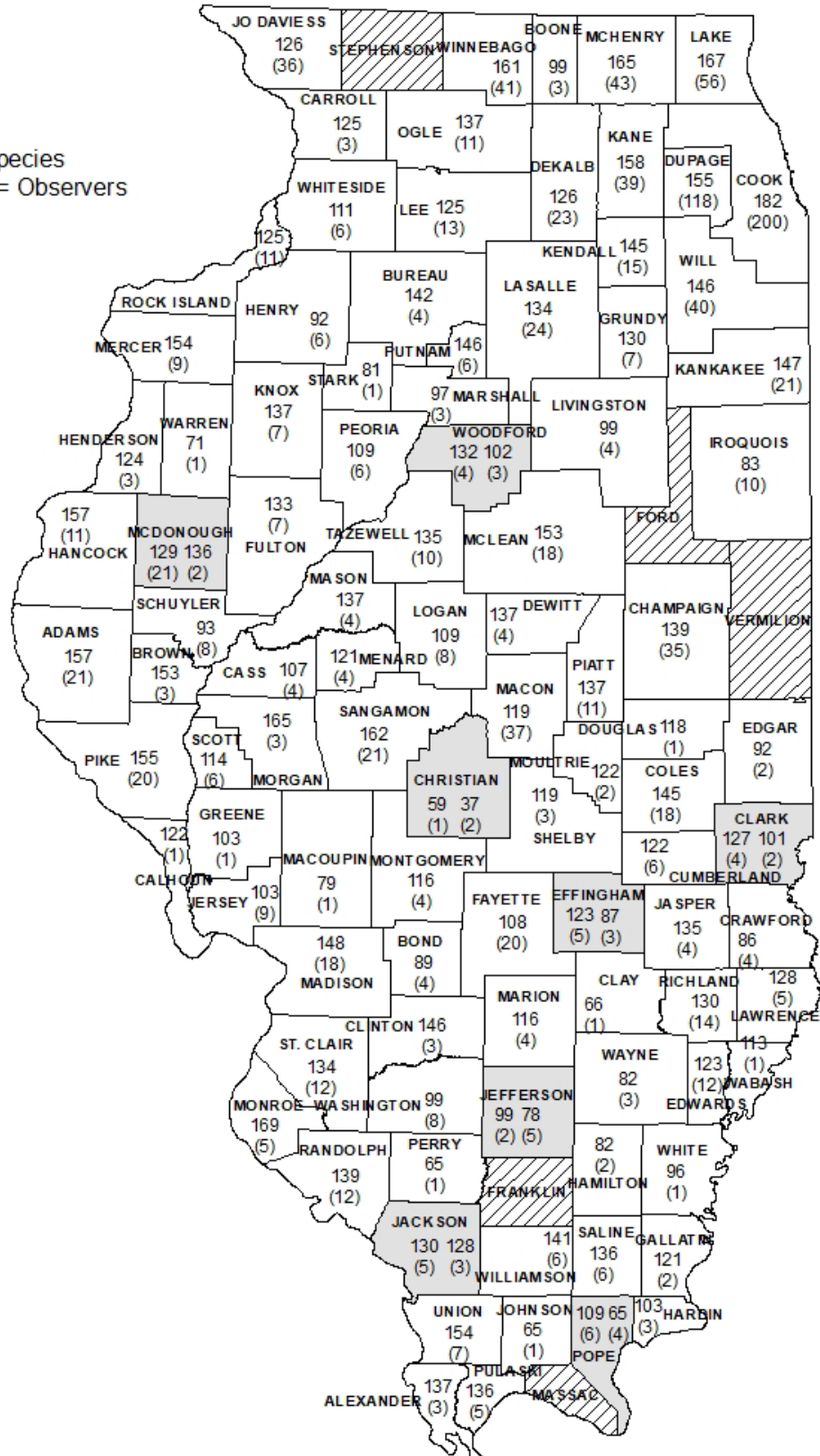


Figure 5. The number of species detected and participants (in parentheses) in Illinois Counties in 2020. Gray counties indicate two count days. Hatched lines indicate no data received.

Table 2. 2020 Statistics by county. N.R. = No Record; * = 2 Count Days.

County	# of Species	# of Birds	# of Obs	# of Parties	Start Time	End Time	Miles Walked	Miles Driven	Miles Other	Hours Walked	Hours Driven	Hours Other	Compiler
Adams	157	5080	21	12	1:30	18:00	3.5	190	0	6.5	31.5	0	Brandon Stehl
Alexander	137	5176	3	3	5:29	16:38	6.8	162.4	0	13.94	17.13	0	Allen Gathman
Bond	89	1686	4	2	6:15	19:45	2.4	105	0	3.5	10	0	Charley Marbut
Boone	99	2620	3	3	5:00	16:30	23	100	0	22	5	0	Joel Neylon
Brown	153	2238	3	1	4:30	19:00	5	85	0	9.5	5	0	Mike Ward
Bureau	142	5240	4	3	4:30	17:00	12	245.8	0	13.75	14.8	0	Douglas Stotz
Calhoun	122	1314	1	1	5:00	19:00	2	97	0	5	7	0	Bill Atwood
Carroll	125	2693	3	2	5:20	21:00	4.5	87	0	6	12	0	Jeff Baughman
Cass	107	1795	4	4	4:00	17:30	3.8	158	0	4	14.25	0	Robert Randall
Champaign	139	7720	35	25	0:00	8:30	89.01	254	0	69	22.27	0	Beth Chato
Christian*	66	1106	3	2	7:30	14:00	0.25	70	0	1	6.5	0	Natalie Misner
Clark*	138	2823	6	5	4:00	15:00	11	29	0	23.75	3.25	0	Larry Thorsen
Clay	66	648	1	1	6:30	10:00	0.5	76	0	0.5	3	0	Terry Esker
Clinton	146	6856	3	3	2:00	20:00	6.5	325	0	11.5	18	0	Dan Kassebaum
Coles	145	5128	18	11	4:00	20:20	28.75	156.9	5.5	42	20	0	Tyler Funk
Cook	182	40297	200	158	3:55	20:40	407.7	182.6	2	460.12	21.97	0	Alan Anderson
Crawford	86	1357	4	2	5:19	20:30	1	119	0	1	28	0	Patricia Neighbors
Cumberland	122	2056	6	5	4:00	19:15	11	135	0	25	5.25	0	Larry Thorsen
De Kalb	126	10939	23	17	1:30	21:00	68.25	877.5	10	84.25	57.5	0	Karen Lund
De Witt	137	2810	4	3	5:45	16:00	5	300	0	3	14	0	Colin Dobson
Douglas	118	2442	1	1	6:06	16:45	3.5	62	0	4.25	8	0.5	Tyler Funk
Du Page	155	22437	118	76	5:00	20:00	282	280	0	314	15	0	Joe Suchecki
Edgar	92	1210	2	1	5:48	16:00	2.5	65.5	0	6	4	0	David Thomas
Edwards	123	2295	12	7	5:30	19:00	10	263	0	12.5	44	0	Bob Shelby
Effingham*	129	5801	8	7	6:30	20:20	11.5	100	0	15.5	76.5	0	Mary Ann Hoeffliger
Fayette	108	2674	20	13	4:45	20:00	19.25	266	0	32.17	15.67	0	Kathy Stokes
Ford	N.R.	N.R.	N.R.	N.R.	N.R.	N.R.	N.R.	N.R.	N.R.	N.R.	N.R.	N.R.	N.R.
Franklin	N.R.	N.R.	N.R.	N.R.	N.R.	N.R.	N.R.	N.R.	N.R.	N.R.	N.R.	N.R.	N.R.
Fulton	133	7098	7	4	5:55	17:00	7.5	267	0	9.5	22	0	Rick Fox
Gallatin	121	1740	2	1	5:00	17:00	3.2	~72	0	6	6	0	Tara Beveroth
Greene	103	719	1	1	5:40	18:10	2	88	0	7.5	3.5	0	Bill Atwood
Grundy	130	5178	7	6	5:09	20:00	22.32	206.1	0	32.22	20.72	0	Ted Wolff
Hamilton	82	610	2	1	6:15	19:30	1	75	0	2	11.25	0	Cathy DeNeal
Hancock	157	5333	11	6	3:30	22:30	14	184	0	14	27	0	Michael Sallee
Hardin	103	1565	3	2	8:15	15:56	5.2	52.3	0	6.85	7.42	0	Elizabeth Raikes
Henderson	124	2230	3	2	4:25	20:30	4.7	133	0	4.5	19.5	0	Chuck Leib
Henry	92	1463	6	5	5:45	21:00	5	264	0	12	16	0	David Johnson
Iroquois	83	994	10	7	5:00	20:30	11.5	69	0	23.75	3.5	0	William Burwell
Jackson*	145	5973	8	7	4:00	21:15	10.75	310	27	32	0	0	Rhonda Rothrock
Jasper	135	1608	4	3	5:00	14:00	4.5	18.5	0	4.5	12.5	0	Bob Shelby
Jefferson*	109	1854	8	3	6:30	20:30	7.75	235	2.5	12	12.5	6	Michael Heaney
Jersey	103	2131	9	4	3:30	18:45	11	115	0	6	20	0	Tom Fuller
Jo Daviess	126	6287	36	22	5:30	20:30	0	Grace Storch
Johnson	65	287	1	1	7:30	19:00	0	70	0	0	70	0	Dave Enstrom
Kane	158	13533	39	21	4:40	20:25	99	21	0	124.75	7	0	Jon Duerr
Kankakee	147	5462	21	10	5:25	19:00	27	450	0	45	17	0	David Atkinson
Kendall	145	8784	15	8	4:15	20:30	67	193	0	59	10	0	Keith Johnson
Knox	137	3985	7	6	4:00	21:05	11.3	396	0	11.3	36.25	0	Jim Mountjoy
La Salle	167	16311	56	36	2:15	23:30	201.9	290.2	0	196.88	18.7	0	Diana Rod
Lake	134	7599	24	12	4:45	20:00	28.25	507	0	40.75	35.5	0	Adam Sell
Lawrence	128	2790	5	3	5:15	20:15	6.3	350	0	11	26.5	0	N.R.
Lee	125	4323	13	7	5:45	18:30	13.5	183	0	20.75	24.25	0	John Bivins

County	# of Species	# of Birds	# of Obs	# of Parties	Start Time	End Time	Miles Walked	Miles Driven	Miles Other	Hours Walked	Hours Driven	Hours Other	Compiler
Livingston	99	1289	4	2	4:30	20:30	8	25	0	15	7.25	0	Scott Saffer
Logan	109	2373	8	4	5:30	8:24	6	143	0	19.9	11.5	0	Lara Borgerson
Macon	119	3409	37	29	5:30	21:30	7	57	18	10.5	5.5	0	Melody Arnold
Macoupin	79	871	1	1	6:30	21:00	6.1	91	0	7	2.75	0	Beth Groves
Madison	148	4680	18	5	6:00	19:00	20.8	144.1	0	28.2	22	0	Frank Holmes
Marion	116	1795	4	2	4:30	19:30	6	89	0	7	8	0	Terry Esker
Marshall	97	1386	3	3	6:00	18:00	7.46	161	0	8.67	7.8	0	Carol Beatty
Mason	137	2993	4	2	6:00	23:00	12	163	0	12	5	0	Andy Gilbert
Massac	N.R.	N.R.	N.R.	N.R.	N.R.	N.R.	N.R.	N.R.	N.R.	N.R.	N.R.	N.R.	N.R.
McDonough*	147	7310	23	11	4:15	20:25	37.75	420	0	44.75	34.5	0	D. Benson, C.Dobson
McHenry	165	13293	43	27	5:10	20:30	94.5	478	0	89	106.6	0	Rob Gough
McLean	153	6554	18	10	6:00	20:30	64	207	0	80	13	0	Angelo Capparella
Menard	121	1473	4	4	5:30	16:15	12.25	42	0	12.5	2	0	Jim Herkert
Mercer	154	7434	9	5	0:00	17:45	9.9	360.3	0	12.2	49.4	0	Bill A. Bertrand
Monroe	169	6434	5	4	4:45	17:45	11	258	0	17	20	0	Keith McMullen
Montgomery	116	1683	4	3	7:29	20:15	13	124	0	19.5	5	0	Mark Phipps, IDNR
Morgan	165	5005	3	2	4:20	21:20	10	360	0	4	22	0	Colin Dobson
Moultrie	122	2552	2	2	6:32	20:30	6	163	0	11.5	6.167	0	Anastasia Rahlm
Ogle	137	6839	11	8	5:45	21:30	18.75	321	0	31.8	26.2	0	Russ Cline
Peoria	109	1802	6	6	6:30	17:00	30	137	0	23.1	12.6	0	Mike Miller
Perry	65	218	1	1	7:00	11:00	4	0	0	4	0	0	Brian Chandler
Piatt	137	1963	11	5	4:30	21:30	14.5	55.5	0	24	3.5	0	Nate Beccue
Pike	155	6742	20	11	4:45	21:45	35	511	0	37	55.5	0	Jim Funk
Pope*	113	2735	10	6	6:00	23:00	8.2	175.9	0	10.33	29.75	0	Andrea Douglas
Pulaski	136	5220	5	3	6:29	19:30	1.7	176.2	0	2.33	23	0	Rhonda Rothrock
Putnam	146	5295	6	4	5:00	16:15	11.3	102.5	0	14.25	10.65	0	Douglas Stotz
Randolph	139	4792	12	5	4:39	19:15	20.1	355	0	28.12	22.38	0	Ann Sanders
Richland	130	3057	14	7	5:30	19:00	7.5	294	0	11	27.5	0	Pete C. Weber
Rock Island	125	5220	11	6	3:30	19:30	17	270	0	13.83	21.66	0	Tim Murphy
St. Clair	134	3820	12	7	5:35	19:30	23	272	0	34	18	0	Richard Call
Saline	136	932	6	2	4:30	21:30	3.5	142	0	6.67	19.83	0	Cathy DeNeal
Sangamon	162	8232	21	17	3:00	17:00	75.7	156	0	76.3	29.2	0	Joe Gardner
Schuyler	93	2284	8	5	4:30	18:30	11.3	139	0	9.5	18	0	Carol Benninghoff
Scott	114	1341	6	2	6:00	16:30	6.5	92.5	0	13.14	5.3	0	Marlys Bandy
Shelby	119	1774	3	2	5:00	22:00	3	170	0	5	10	0	Karen Forcum
Stark	81	599	1	1	5:30	20:50	2	21	0	2.5	0.5	0	Jeff Walk
Stephenson	N.R.	N.R.	N.R.	N.R.	N.R.	N.R.	N.R.	N.R.	N.R.	N.R.	N.R.	N.R.	N.R.
Tazewell	135	6087	10	6	5:00	21:30	24.5	294	0	39.5	21	0	Pete Fenner
Union	154	5613	7	5	2:45	20:30	20	392	0	20	43	0	Vernon Kleen
Vermilion	N.R.	N.R.	N.R.	N.R.	N.R.	N.R.	N.R.	N.R.	N.R.	N.R.	N.R.	N.R.	N.R.
Wabash	113	846	1	1	5:30	12:30	3	55	0	3	5	0	Jacque Cullison
Warren	71	898	1	1	5:47	19:18	3.2	86	0	0.1736	0.306	0	Ken Cramer
Washington	99	1632	8	5	7:00	21:00	8.75	80.5	0	39.5	4.5	0	Martin Kemper
Wayne	82	641	3	1	7:00	15:00	3	136	0	3	5	0	Marcia Shelby
White	96	1121	1	1	5:25	16:00	2	128	0	1	10.5	0	Mike Avara
Whiteside	111	2972	6	4	4:30	20:00	7	305.4	0	8	27.95	0	Randy Nyboer
Will	146	9211	40	22	6:00	20:00	71	399	0	95	73	17.5	L. Hickey, G.Johnson
Williamson	141	6567	6	4	4:00	20:30	13	181	0	16	14	0	V. Lang-Mendenhall
Winnebago	161	16549	41	24	4:45	16:00	100.4	802	8	118.5	47	0	Jack Armstrong
Woodford*	143	3760	7	6	5:15	20:00	44.3	172	0	42.45	12	0	Mary Jo Adams

Table 3. Species accounts for the 2020 Spring Bird Count. * New Spring Bird Count High Total; # Ties Previous Spring Bird Count High Total; New species to Count in **and Underlined**; Species Reported from a Single County in **Face**

Species	# of Counties	# of Birds	High County (Total)	Species	# of Counties	# of Birds	High County (Total)
Black-bellied Whistling-Duck	3*	80*	Union (73)*	Sora	52	356	2 Counties (47)
Snow Goose	11	225	Fayette (143)	Common Gallinule	10*	22*	Cook (7)
Ross's Goose	2#	2#	2 Counties (1)	American Coot	41	761	Monroe (174)
Greater White-fronted Goose	6#	14	Woodford (7)	Sandhill Crane	20	372	Lake (86)
Cackling Goose	1	1	Fulton (1)	Black-necked Stilt	17*	136*	Morgan (26)
Canada Goose	95	20360*	Cook (2565)	Black-bellied Plover	5	21	Hancock (14)
Mute Swan	20	314	Tazewell (99)	American Golden-Plover	16	610	Douglas (189)
Trumpeter Swan	8	22	McHenry (8)	Semipalmated Plover	27	121	DeWitt (18)
Wood Duck	92	2951	Cook (324)	Piping Plover	1	2	Cook (2)
Blue-winged Teal	76	1176	Monroe (135)	Killdeer	96	3078	DeKalb (142)
Northern Shoveler	26	98	Mason (12)	Upland Sandpiper	4	7	2 Counties (2)
Gadwall	17	68	Winnebago (12)	Ruddy Turnstone	1	1	Brown (1)
American Wigeon	6	9	3 Counties (2)	Stilt Sandpiper	5	10	Greene (4)
Mallard	84	5107	Cook (1015)	Sanderling	1	1	Jersey (1)
American Black Duck	1	1	Union (1)	Dunlin	24	106	Clinton (30)
Northern Pintail	2	4	Cook (3)	Baird's Sandpiper	4	9	Carroll (6)
Green-winged Teal	10	24	Winnebago (6)	Least Sandpiper	63	1344	Alexander (134)
Canvasback	3	5	2 Counties (2)	White-rumped Sandpiper	13	35	Macon (8)
Redhead	4	4	4 Counties (1)	Pectoral Sandpiper	52	1448	Pulaski (218)
Ring-necked Duck	6	12	Winnebago (4)	Semipalmated Sandpiper	27	142	Greene (33)
Greater Scaup	1	1	Lake (1)	Short-billed Dowitcher	27	104	Pulaski (14)
Lesser Scaup	20	59	Mason (15)	Long-billed Dowitcher	5	35	Wayne (26)
Bufflehead	9	27	Lake (15)	American Woodcock	25	92	Lake (16)
Common Goldeneye	4	4	4 Counties (1)	Wilson's Snipe	12	60	La Salle (21)
Hooded Merganser	31	158	Monroe (32)	Wilson's Phalarope	15	28	4 Counties (3)
Common Merganser	8	17	Hancock (6)	Red-necked Phalarope	1#	1	Woodford (1)
Red-breasted Merganser	7	334	Lake (166)	Spotted Sandpiper	83	721	Cook (65)
Ruddy Duck	22	131	Sangamon (25)	Solitary Sandpiper	80	522	Winnebago (32)
Northern Bobwhite	53	347	Edwards (42)	Greater Yellowlegs	65	524	Woodford (70)
Ring-necked Pheasant	52	363	Mercer (41)	Willet	7	14	Monroe (4)
Greater Prairie-Chicken	2	52	Jasper (42)	Lesser Yellowlegs	72	2230	Crawford (200)
Wild Turkey	82	862	Winnebago (101)	Bonaparte's Gull	11	221	Clinton (120)
Pied-billed Grebe	35	120	2 Counties (15)	Franklin's Gull	2	4	Carroll (3)
Horned Grebe	1	1	Cook (1)	Ring-billed Gull	50	4653	Cook (1551)
Eared Grebe	2	4	McHenry (3)	Herring Gull	14	305	Lake (138)
Rock Pigeon	81	2323	Cook (399)	Least Tern	1#	2#	Alexander (2)#
Eurasian Collared-Dove	70	285	2 Counties (18)	Caspian Tern	21	1069	Lake (431)
Mourning Dove	97	7320	Winnebago (279)	Black Tern	13	63	Monroe (15)
Yellow-billed Cuckoo	33	62	Hancock (6)	Common Tern	11	64	Clinton (18)
Black-billed Cuckoo	5	5	5 Counties (1)	Forster's Tern	24	537	Clinton (175)
Common Nighthawk	30	92	Effingham (15)	Common Loon	10	12	2 Counties (2)
Chuck-will's-widow	6	19	Marion (7)	Double-crested Cormorant	69	9700	Clinton (3009)
Eastern Whip-poor-will	30	207	Adams (75)	American White Pelican	34	2423	Carroll (396)
Chimney Swift	90	6799	Cook (3045)*	American Bittern	8	13	2 Counties (3)
Ruby-throated Hummingbird	91	1003	Fayette (56)	Least Bittern	2	3	Monroe (2)
Virginia Rail	27	131#	Lake (40)	Great Blue Heron	92	2702	Cook (341)

Species	# of Counties	# of Birds	High County (Total)	Species	# of Counties	# of Birds	High County (Total)
Great Egret	49	1502	Cook (239)	Eastern Kingbird	96	2235	Union (131)
Snowy Egret	6	28	Union (8)	Scissor-tailed Flycatcher	1	1	Pike (1)
Little Blue Heron	5	36	Union (20)	Loggerhead Shrike	6	9	3 Counties (2)
Cattle Egret	5	13	Monroe (7)	White-eyed Vireo	65	806	Union (106)
Green Heron	60	240	Cook (38)	Bell's Vireo	38	118	Gallatin (12)
Black-crowned Night-Heron	8	89	Cook (66)	Yellow-throated Vireo	83*	522	Coles (18)
Yellow-crowned Night-Heron	3	7	Madison (5)	Blue-headed Vireo	54	268	Cook (47)
Black Vulture	15	235*	Jackson (65)	Philadelphia Vireo	28	50	2 Counties (5)
Turkey Vulture	97	6064*	Pike (188)	Warbling Vireo	92	1538	Cook (95)
Osprey	28	93	Cook (30)*	Red-eyed Vireo	79	897	Union (101)
Mississippi Kite	9	79	Union (29)	Blue Jay	97	6934	Cook (681)
Northern Harrier	36	55	2 Counties (3)	American Crow	96	4609	Winnebago (203)
Sharp-shinned Hawk	20	49	Cook (9)	Fish Crow	27*	294*	Union (39)
Cooper's Hawk	61	370	Cook (57)	Carolina Chickadee	38	771	Hardin (72)
Bald Eagle	86*	638*	Winnebago (31)	Black-capped Chickadee	64	3103	DuPage (325)
Red-shouldered Hawk	55	302*	2 Counties (20)	Tufted Titmouse	93	2312	Sangamon (94)
Broad-winged Hawk	31	52	DeKalb (4)	Horned Lark	76	752	Adams (89)
Swainson's Hawk	1	2	Kane (2)	Northern Rough-winged Swallow	88	4647	Cook (509)
Red-tailed Hawk	95	1545	DuPage (114)	Purple Martin	87	2479	Pike (248)
Rough-legged Hawk	1	1	DeKalb (1)	Tree Swallow	95	12939	Cook (1392)
Barn Owl	5	7	Jasper (3)	Bank Swallow	65	1598	Randolph (288)
Eastern Screech-Owl	33	65	2 Counties (6)	Barn Swallow	97	14537	Fulton (1830)
Great Horned Owl	53	197	DuPage (15)	Cliff Swallow	87	6313	Fulton (420)
Barred Owl	83*	591	Mercer (58)	Golden-crowned Kinglet	7	14	Jo Daviess (5)
Short-eared Owl	1	1	Union (1)	Ruby-crowned Kinglet	65	1631	Cook (451)
Belted Kingfisher	64	263	Cook (28)	Red-breasted Nuthatch	10	25	Kankakee (7)
Yellow-bellied Sapsucker	23	58	Cook (11)	White-breasted Nuthatch	93	2465*	Cook (208)
Red-headed Woodpecker	97	2046	Mercer (168)	Brown Creeper	23	71	Cook (25)
Red-bellied Woodpecker	97	4057*	Cook (393)*	Blue-gray Gnatcatcher	95	4497*	Cook (515)
Downy Woodpecker	95	2579	Cook (328)*	House Wren	91	5402	Winnebago (406)
Hairy Woodpecker	88*	605*	Cook (88)*	Winter Wren	3	5	2 Counties (2)
Pileated Woodpecker	82*	435*	Union (29)	Sedge Wren	39	141	Kane (14)
Northern Flicker	88	1658	Cook (301)	Marsh Wren	42	264	Cook (70)*
American Kestrel	81	371	Cook (17)	Carolina Wren	91	1693*	Jackson (97)
Merlin	7	10*	Cook (3)	European Starling	97	19009	Cook (1318)
Peregrine Falcon	11	14	Cook (3)	Gray Catbird	93	4548	Cook (293)
Monk Parakeet	1	18	DuPage (18)	Brown Thrasher	97	1501	2 Counties (50)
Olive-sided Flycatcher	12	15	3 Counties (2)	Northern Mockingbird	70	571	Williamson (73)
Eastern Wood-Pewee	78	693	2 Counties (47)	Eastern Bluebird	97	3056	Cook (125)
Yellow-bellied Flycatcher	1	1	Williamson (1)	Veery	68	297	Champaign (21)
Acadian Flycatcher	43	287	Jackson (28)	Gray-cheeked Thrush	65	301	Ogle (34)
Alder Flycatcher	2	2	2 Counties (1)	Swainson's Thrush	89	1548	Union (112)
Willow Flycatcher	25	47	Cook (6)	Hermit Thrush	45	161	Cook (33)
Least Flycatcher	72	427	DuPage (34)	Wood Thrush	89	1289	Ogle (156)
Eastern Phoebe	93	1916*	Cook (92)	American Robin	97	31233	Cook (4288)*
Great Crested Flycatcher	85	1155	Union (57)	Cedar Waxwing	44	680	Jo Daviess (113)
Western Kingbird	3	8	Madison (6)*	House Sparrow	96	9880	Cook (1118)

Species	# of Counties	# of Birds	High County (Total)	Species	# of Counties	# of Birds	High County (Total)
Eurasian Tree Sparrow	37#	683*	Mercer (104)	Louisiana Waterthrush	60	242	Union (16)
American Pipit	15	102	Kendall (54)	Northern Waterthrush	77	1008	Cook (125)
House Finch	93	2491	DuPage (183)	Golden-winged Warbler	51	158	Mason (13)
Purple Finch	13	76	Jo Daviess (20)	Blue-winged Warbler	61	240	McDonough (17)
Common Redpoll	2*	3	Champaign (2)	Black-and-white Warbler	74	759	Cook (143)
Pine Siskin	2	3	Cook (2)	Prothonotary Warbler	59	356	Alexander (39)
American Goldfinch	96	10748	DuPage (789)	Tennessee Warbler	76	1252	Jackson (119)
Lapland Longspur	1	5	Kankakee (5)	Orange-crowned Warbler	38	120	Cook (19)
Smith's Longspur	1	2	Montgomery (2)	Nashville Warbler	81	1889	Cook (172)
Grasshopper Sparrow	41	137	Mercer (24)	Connecticut Warbler	3	2	2 Counties (1)
Chipping Sparrow	94	4450	Winnebago (236)	Mourning Warbler	5	5	5 Counties (1)
Clay-colored Sparrow	15	43	Cook (13)	Kentucky Warbler	56	428	Union (56)
Field Sparrow	92	2380	DuPage (126)	Common Yellowthroat	96	4077	Cook (211)
Lark Sparrow	38	160	Mercer (29)	Hooded Warbler	17	40	Sangamon (9)
American Tree Sparrow	3	4	Washington (2)	American Redstart	81	711	Mercer (67)
Fox Sparrow	2	3	Will (2)	Cape May Warbler	26	42	2 Counties (4)
Dark-eyed Junco	7	18	2 Counties (5)	Cerulean Warbler	15	44	Randolph (11)
White-crowned Sparrow	89	2608	Cook (441)	Northern Parula	86	921	Jackson (50)
Harris's Sparrow	4	4	4 Counties (1)	Magnolia Warbler	55	179	2 Counties (15)
White-throated Sparrow	83	4644	Cook (443)	Bay-breasted Warbler	23	61	Jo Daviess (22)
Vesper Sparrow	47	300	Winnebago (42)	Blackburnian Warbler	51	185	Winnebago (16)
LeConte's Sparrow	1	1	Woodford (1)	Yellow Warbler	90	1843	Cook (215)
Savannah Sparrow	82	1045	Hancock (90)	Chestnut-sided Warbler	66	309	Ogle (20)
Henslow's Sparrow	28	95	Cook (15)	Blackpoll Warbler	32	170	Alexander (42)
Song Sparrow	94	5827	DuPage (731)	Black-throated Blue Warbler	13	19	DeKalb (3)
Lincoln's Sparrow	54	299	Cook (50)	Palm Warbler	91	4542	Cook (659)
Swamp Sparrow	64	1118	Cook (154)	Pine Warbler	36	112	Pope (13)
Eastern Towhee	93	2174	Jo Daviess (101)	Yellow-rumped Warbler	88	5247	DuPage (481)
Yellow-breasted Chat	63	395	Pulaski (32)	Yellow-throated Warbler	56	209	Kane (34)
Yellow-headed Blackbird	5	15	McHenry (11)	Prairie Warbler	25	125	Pulaski (16)
Bobolink	68	1301	Randolph (157)	Black-throated Green Warbler	77	915	Cook (101)
Western Meadowlark	21	80	Mercer (33)	Canada Warbler	7	10	3 Counties (2)
Eastern Meadowlark	97	2650	Hancock (107)	Wilson's Warbler	40	61	DuPage (5)
Orchard Oriole	82	743	Monroe (53)	Summer Tanager	72	600	Union (54)
Baltimore Oriole	94	4209	Cook (402)	Scarlet Tanager	77	401	Jackson (22)
Red-winged Blackbird	97	46750	Cook (3583)	Western Tanager	1#	1#	Edwards (1)#
Brown-headed Cowbird	95	9912	Cook (745)	Northern Cardinal	97	11194	DuPage (696)
Rusty Blackbird	3	4	Kankakee (2)	Rose-breasted Grosbeak	92	3326	Winnebago (189)
Brewer's Blackbird	4	43	Lake (24)	Blue Grosbeak	61	353*	Randolph (28)
Common Grackle	97	13836	Cook (1090)	Indigo Bunting	96	5692	Pulaski (452)
Ovenbird	81	624	Cook (42)	Dickcissel	83	2856	Monroe (245)
Worm-eating Warbler	23	85	Gallatin (16)				